

19 200m Backstroke Men Final

Official

13NZR 13 Years New Zealand Short Course Record **2:06.33** 2022-10-22 Ariel Muchirahondo ROTBP






14NZR 14 Years New Zealand Short Course Record **2:00.71** 2009-09-28 Corey Main HPKCO
















NZR Open New Zealand Short Course **1:51.91** 2020-10-10 Andrew Jeffcoat

Show more

☰ Qualified 1/2 Heats 🏊 Summary


Total

Rank	Competitor	Age	Club	RT	PTS	Result
1	 Brown Sam	20	 Coast Swi...	0.63		1:54.17 Entry: 1:58.73 (-4.56)
	25m: 12.97 50m: 26.86 (13.89) 75m: 40.98 (14.12)					100m: 55.56 (14.58) 125m: 1:10.10 (14.54) 150m: 1:24.98 (14.88)
	175m: 1:39.64 (14.66) 200m: 1:54.17 (14.53)					
2	 Dell Zachary	23	37^C Club 37	0.66		1:54.91 Entry: 1:59.59 (-4.68)
	25m: 12.61 50m: 26.90 (14.29) 75m: 41.39 (14.49)					100m: 56.16 (14.77) 125m: 1:10.85 (14.69) 150m: 1:25.67 (14.82)
	175m: 1:40.29 (14.62) 200m: 1:54.91 (14.62)					
3	 Morley Cooper	20	 North Shor...	0.56		1:56.66 Entry: 1:59.63 (-2.97)
	25m: 12.98 50m: 27.77 (14.79) 75m: 42.74 (14.97)					100m: 57.45 (14.71) 125m: 1:13.07 (15.62) 150m: 1:27.86 (14.79)
	175m: 1:42.41 (14.55) 200m: 1:56.66 (14.25)					
4	 Faleafa Blake	18	 Coast Swi...	0.59		1:57.57 Entry: 1:56.98 (+0.59)
	25m: 12.94 50m: 26.84 (13.90) 75m: 41.47 (14.63)					100m: 56.37 (14.90) 125m: 1:11.52 (15.15) 150m: 1:26.78 (15.26)
	175m: 1:42.57 (15.79) 200m: 1:57.57 (15.00)					
5	 Muchirahondo Ariel	15	 Swim Rotor...	0.73		1:57.69 15NZR Entry: 1:59.15 (-1.46)
	25m: 13.39 50m: 27.62 (14.23) 75m: 42.15 (14.53)					100m: 56.89 (14.74) 125m: 1:11.97 (15.08) 150m: 1:27.09 (15.12)
	175m: 1:42.52 (15.43) 200m: 1:57.69 (15.17)					
6	 Poching Samuel	21	 North Shor...	0.66		1:57.88 Entry: 2:00.64 (-2.76)
	25m: 13.23 50m: 27.59 (14.36) 75m: 42.41 (14.82)					100m: 57.86 (15.45) 125m: 1:12.81 (14.95) 150m: 1:28.32 (15.51)
	175m: 1:43.25 (14.93) 200m: 1:57.88 (14.63)					
7	 Eley (V) Cael	16	 Australia	0.61		1:59.52 Entry: 2:00.19 (-0.67)
	25m: 13.56 50m: 28.06 (14.50) 75m: 43.17 (15.11)					100m: 58.51 (15.34) 125m: 1:13.89 (15.38) 150m: 1:29.06 (15.17)
	175m: 1:44.40 (15.34) 200m: 1:59.52 (15.12)					

8	 Williams Daniel	18	 SwimZone ...	0.56	1:59.96 (-0.66) Entry: 2:00.62
	25m: 13.52	50m: 28.35 (14.83)	75m: 43.61 (15.26)		
	100m: 59.27 (15.66)	125m: 1:14.72 (15.45)	150m: 1:30.15 (15.43)		
	175m: 1:45.10 (14.95)	200m: 1:59.96 (14.86)			
9	 Carroll Joshua	18	 Kiwi West A...	0.56	2:01.87 (+2.05) Entry: 1:59.82
	25m: 13.57	50m: 28.40 (14.83)	75m: 43.75 (15.35)		
	100m: 59.23 (15.48)	125m: 1:14.77 (15.54)	150m: 1:30.36 (15.59)		
	175m: 1:45.95 (15.59)	200m: 2:01.87 (15.92)			
10	 Blair Angus	18	 Comet Swi...	0.59	2:02.03 (+0.53) Entry: 2:01.50
	25m: 13.98	50m: 29.07 (15.09)	75m: 44.74 (15.67)		
	100m: 1:00.37 (15.63)	125m: 1:15.75 (15.38)	150m: 1:31.28 (15.53)		
	175m: 1:46.81 (15.53)	200m: 2:02.03 (15.22)			
11	 Esposito Alessandro	20	 Nga Tai Tu...	0.57	1:59.61 (-3.03) Entry: 2:02.64
	25m: 13.20	50m: 27.63 (14.43)	75m: 42.53 (14.90)		
	100m: 57.74 (15.21)	125m: 1:13.31 (15.57)	150m: 1:29.13 (15.82)		
	175m: 1:44.79 (15.66)	200m: 1:59.61 (14.82)			
12	 Holder Brandon	17	 Phoenix Aq...	0.64	2:00.42 (-1.11) Entry: 2:01.53
	25m: 13.48	50m: 28.15 (14.67)	75m: 43.31 (15.16)		
	100m: 58.60 (15.29)	125m: 1:13.85 (15.25)	150m: 1:29.43 (15.58)		
	175m: 1:45.02 (15.59)	200m: 2:00.42 (15.40)			
13	 Luscombe (V) Clancy	19	 Australia	0.61	2:00.69 (-2.60) Entry: 2:03.29
	25m: 13.60	50m: 28.51 (14.91)	75m: 43.73 (15.22)		
	100m: 59.09 (15.36)	125m: 1:14.83 (15.74)	150m: 1:30.48 (15.65)		
	175m: 1:45.96 (15.48)	200m: 2:00.69 (14.73)			
14	 Crosbie James	18	 United Swi...	0.65	2:01.72 (-1.10) Entry: 2:02.82
	25m: 13.70	50m: 28.54 (14.84)	75m: 43.84 (15.30)		
	100m: 59.37 (15.53)	125m: 1:14.92 (15.55)	150m: 1:30.55 (15.63)		
	175m: 1:46.40 (15.85)	200m: 2:01.72 (15.32)			
15	 Ellis Mitchell	15	 Liz van Wel...	0.71	2:03.21 (+0.27) Entry: 2:02.94
	25m: 13.78	50m: 29.02 (15.24)	75m: 44.94 (15.92)		
	100m: 1:00.87 (15.93)	125m: 1:16.71 (15.84)	150m: 1:32.59 (15.88)		
	175m: 1:48.24 (15.65)	200m: 2:03.21 (14.97)			
16	 Haufe Hans	16	 Northwave ...	0.60	2:03.29 (-0.50) Entry: 2:03.79
	25m: 13.67	50m: 28.71 (15.04)	75m: 44.30 (15.59)		
	100m: 1:00.31 (16.01)	125m: 1:16.33 (16.02)	150m: 1:32.59 (16.26)		
	175m: 1:48.37 (15.78)	200m: 2:03.29 (14.92)			
17	 Lynch Tyson	16	 Vikings Swi...	0.55	2:03.65 (-1.14) Entry: 2:04.79
	25m: 13.89	50m: 29.28 (15.39)	75m: 45.04 (15.76)		
	100m: 1:01.22 (16.18)	125m: 1:16.97 (15.75)	150m: 1:32.78 (15.81)		
	175m: 1:48.31 (15.53)	200m: 2:03.65 (15.34)			
18	 MacDonald Ethan	17	 Hamilton Aq...	0.67	2:04.20 (+1.15) Entry: 2:03.05

25m: 14.05 50m: 29.48 (15.43) 75m: 45.12 (15.64)
100m: 1:01.06 (15.94) 125m: 1:16.84 (15.78) 150m: 1:32.83 (15.99)
175m: 1:48.65 (15.82) 200m: 2:04.20 (15.55)

19  Stocks Ethan

16  Roskill Swi... 0.56

2:12.85
Entry: 2:03.01 (+9.84)

25m: 14.11 50m: 29.08 (14.97) 75m: 45.57 (16.49)
100m: 1:02.69 (17.12) 125m: 1:20.46 (17.77) 150m: 1:38.66 (18.20)
175m: 1:56.30 (17.64) 200m: 2:12.85 (16.55)


20  Weatherston Harvey Alfie

16  Kiwi ASC 0.51

2:13.56
Entry: 2:03.69 (+9.87)

25m: 14.59 50m: 30.45 (15.86) 75m: 47.00 (16.55)
100m: 1:04.66 (17.66) 125m: 1:22.02 (17.36) 150m: 1:39.33 (17.31)
175m: 1:56.63 (17.30) 200m: 2:13.56 (16.93)

21  Paki TeRauroha

14  Northwave ... 0.65

2:03.18
Entry: 2:06.80 (-3.62)

25m: 13.64 50m: 28.64 (15.00) 75m: 44.25 (15.61)
100m: 1:00.11 (15.86) 125m: 1:16.18 (16.07) 150m: 1:32.13 (15.95)
175m: 1:47.99 (15.86) 200m: 2:03.18 (15.19)


22  Chen Luoqingxi

15  Nga Tai Tu... 0.65

2:04.43
Entry: 2:07.25 (-2.82)

25m: 13.58 50m: 28.44 (14.86) 75m: 43.63 (15.19)
100m: 59.33 (15.70) 125m: 1:15.27 (15.94) 150m: 1:31.81 (16.54)
175m: 1:48.34 (16.53) 200m: 2:04.43 (16.09)


23  Cave Max

16  Aquabladz ... 0.65

2:04.44
Entry: 2:04.91 (-0.47)

25m: 13.76 50m: 28.80 (15.04) 75m: 44.47 (15.67)
100m: 1:00.40 (15.93) 125m: 1:16.42 (16.02) 150m: 1:32.89 (16.47)
175m: 1:49.39 (16.50) 200m: 2:04.44 (15.05)

24  Quirk John

21  North Shor... 0.65

2:04.69
Entry: 2:05.32 (-0.63)

25m: 13.69 50m: 28.47 (14.78) 75m: 43.99 (15.52)
100m: 59.98 (15.99) 125m: 1:16.15 (16.17) 150m: 1:32.56 (16.41)
175m: 1:48.91 (16.35) 200m: 2:04.69 (15.78)


25  Bower Oscar

17  United Swi... 0.70

2:04.95
Entry: 2:05.55 (-0.60)

25m: 13.93 50m: 29.01 (15.08) 75m: 44.60 (15.59)
100m: 1:00.67 (16.07) 125m: 1:17.08 (16.41) 150m: 1:33.18 (16.10)
175m: 1:49.18 (16.00) 200m: 2:04.95 (15.77)


26  Cone Ethan

19  Aquagym S... 0.63

2:05.51
Entry: 2:06.95 (-1.44)


25m: 14.41 50m: 29.83 (15.42) 75m: 45.44 (15.61)
100m: 1:01.37 (15.93) 125m: 1:17.54 (16.17) 150m: 1:33.77 (16.23)
175m: 1:50.02 (16.25) 200m: 2:05.51 (15.49)

27  Lutton Oliver

19  Jasi Swim ... 0.65

2:05.60
Entry: 2:05.78 (-0.18)

25m: 14.24 50m: 29.46 (15.22) 75m: 45.49 (16.03)
100m: 1:01.48 (15.99) 125m: 1:17.68 (16.20) 150m: 1:33.95 (16.27)
175m: 1:50.17 (16.22) 200m: 2:05.60 (15.43)

28  Downs-Honey Vincent

25  Club 37 0.53

2:08.14
Entry: 2:05.77 (+2.37)

25m: 13.89 50m: 28.86 (14.97) 75m: 44.64 (15.78)
100m: 1:00.88 (16.24) 125m: 1:17.08 (16.20) 150m: 1:34.22 (17.14)

175m: 1:51.50 (17.28)

200m: 2:08.14 (16.64)

29



Glintmeyer Kase

13



Coast Swi...

0.65

2:08.16

Entry: 2:08.88 (-0.72)

25m: 14.06

50m: 29.36 (15.30)

75m: 45.16 (15.80)

100m: 1:01.93 (16.77)

125m: 1:18.37 (16.44)

150m: 1:35.27 (16.90)

175m: 1:51.91 (16.64)

200m: 2:08.16 (16.25)

30



Close Jackson

16



North Cant...

0.62

2:10.92

Entry: 2:08.76 (+2.16)

25m: 14.64

50m: 30.19 (15.55)

75m: 46.58 (16.39)

100m: 1:03.43 (16.85)

125m: 1:20.11 (16.68)

150m: 1:37.02 (16.91)

175m: 1:54.18 (17.16)

200m: 2:10.92 (16.74)